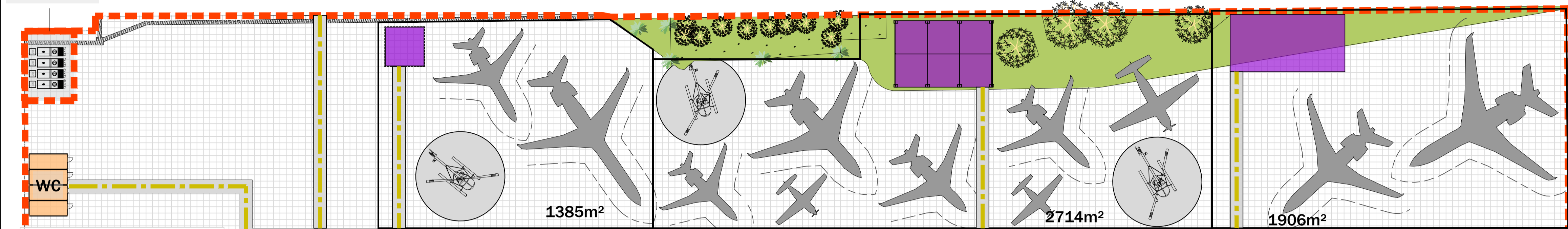


ILHA DE GERADORES 1

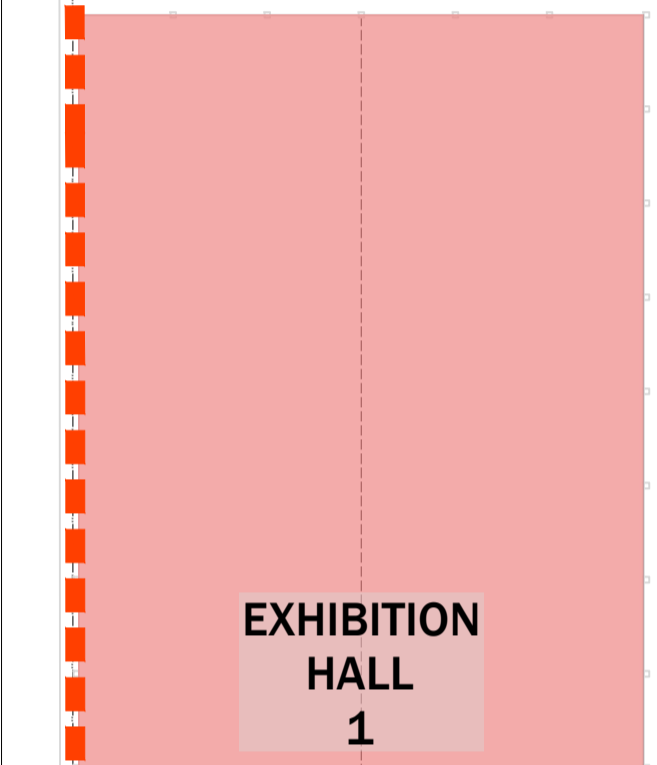
PRAÇA DE ALIMENTAÇÃO




1385m<sup>2</sup>

2714m<sup>2</sup>

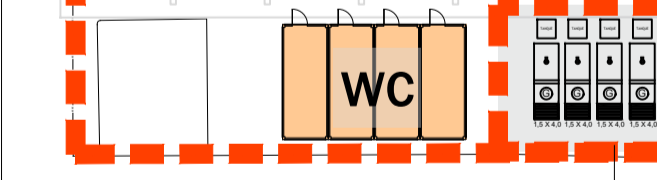
1906m<sup>2</sup>



EXHIBITION HALL 1



EXHIBITION HALL 2



WC

WC

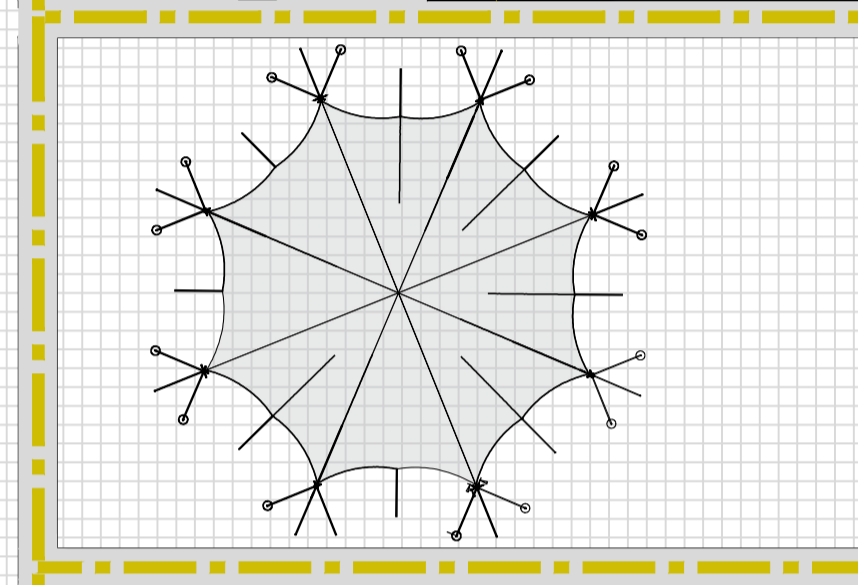
WC

ILHA DE GERADORES 3



1 MASTERPLAN - LABACE 2023

SCALE



936m<sup>2</sup>

519m<sup>2</sup>

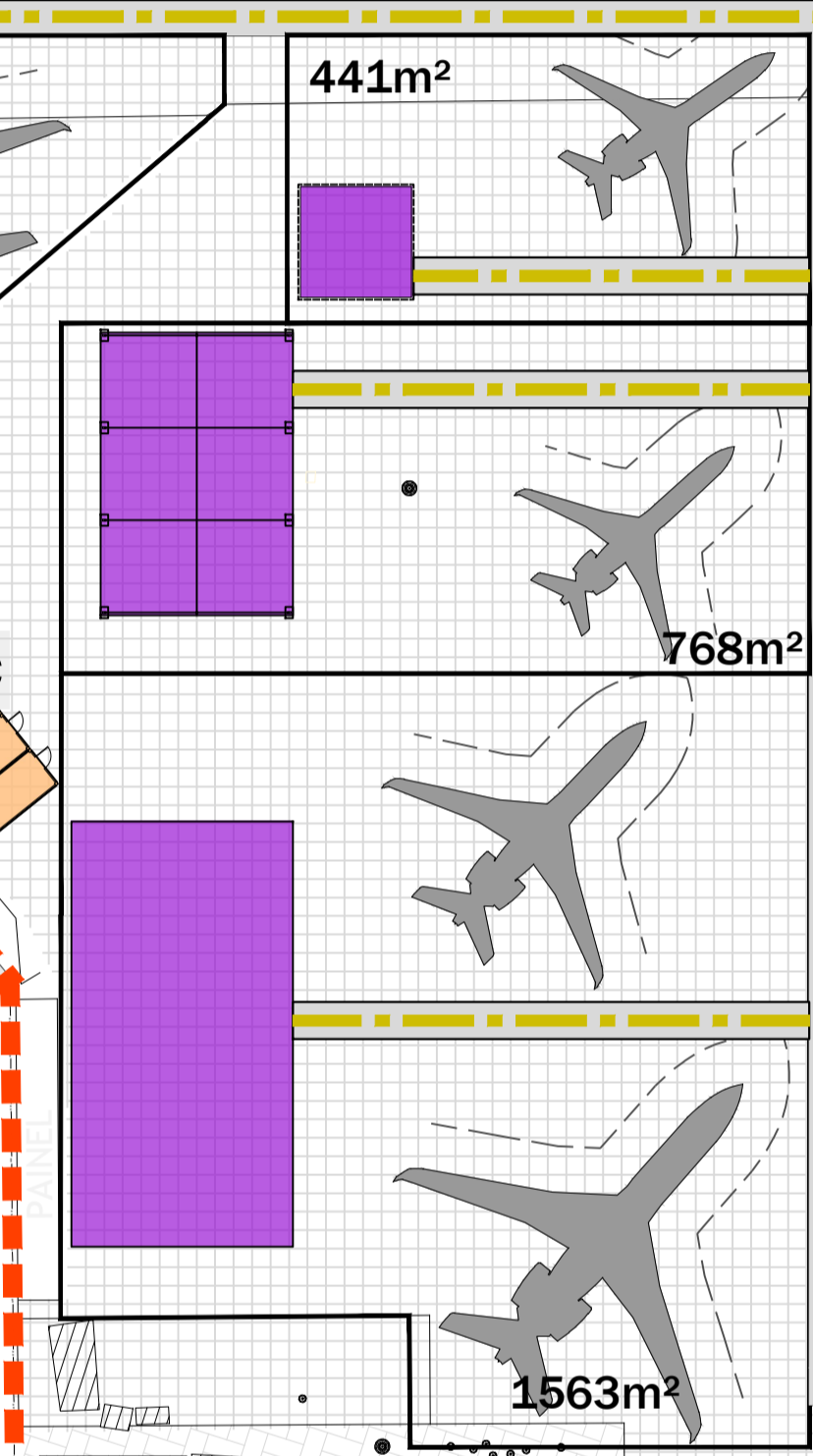
441m<sup>2</sup>

768m<sup>2</sup>

993m<sup>2</sup>

446m<sup>2</sup>

ILHA DE GERADORES 2



1563m<sup>2</sup>

2150m<sup>2</sup>

212m<sup>2</sup>

510m<sup>2</sup>

823m<sup>2</sup>

PLENÁRIA

WC

CONTROLE ACESSO INTERNO CGH

RAMPA

ESCADA

RAMPA

ESCADA

RAMPA

ESCADA

RAMPA

ESCADA

RAMPA

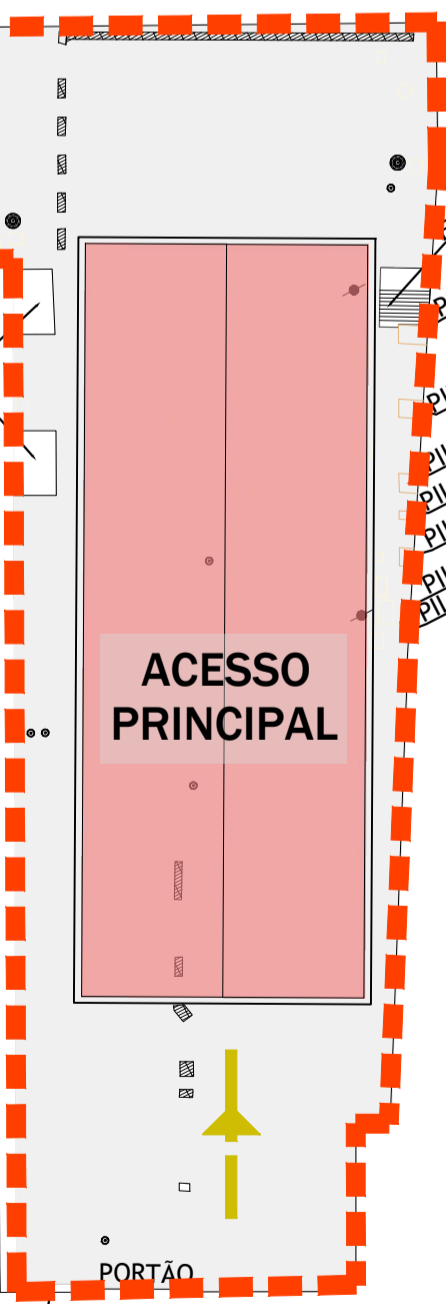
ESCADA

RAMPA

ESCADA

RAMPA

ESCADA



ACESSO PRINCIPAL

ACESSO PÚBLICO

WC

ILHA DE GERADORES 4

WC

**Código de Cores**

- ÁREAS LABACE
- EXHIBITOR 01
- EXHIBITOR 02
- EXHIBITOR 03
- CHALÉS SD
- EASY FLOOR
- ÁREAS TÉCNICAS SERVIÇOS E BANHEIROS

**Fluxos e Acessos**

- OPERACIONAL E PARCEIROS
- PÚBLICO

**Fechamentos / Cercas**

- Perímetro Existente
- Perímetro Cerca Temporária
- Grade Metálica

# LABACE 2023

**DAALE Design**  
Architecture and Live Events

Projeto No. 2020.01

Revisões

Norte do Projeto

ESCALA

1:50

**MASTERPLAN**

**NOT FOR CONSTRUCTION**

# V.08